

## Freegal

---

**Overview:** Learn how to access Freegal on a computer, download the Freegal app (on a mobile device), and then download or stream music for free.

**Student Skill Level:** Intermediate

**Requirements:** valid B&ECPL card and PIN

**Objectives:**

- Access Freegal on your computer
- Browse & Search for items
- Learn how to stream and download music
- Download the Freegal app & sign in
- Navigating the Freegal app

Revised 01-17-20



To see a list of upcoming technology classes go to:  
[www.buffalolib.org/whats-happening/makerspace-technology](http://www.buffalolib.org/whats-happening/makerspace-technology) and click on  
"Upcoming Classes + Events" or call (716) 858-8900

## What is Freegal?

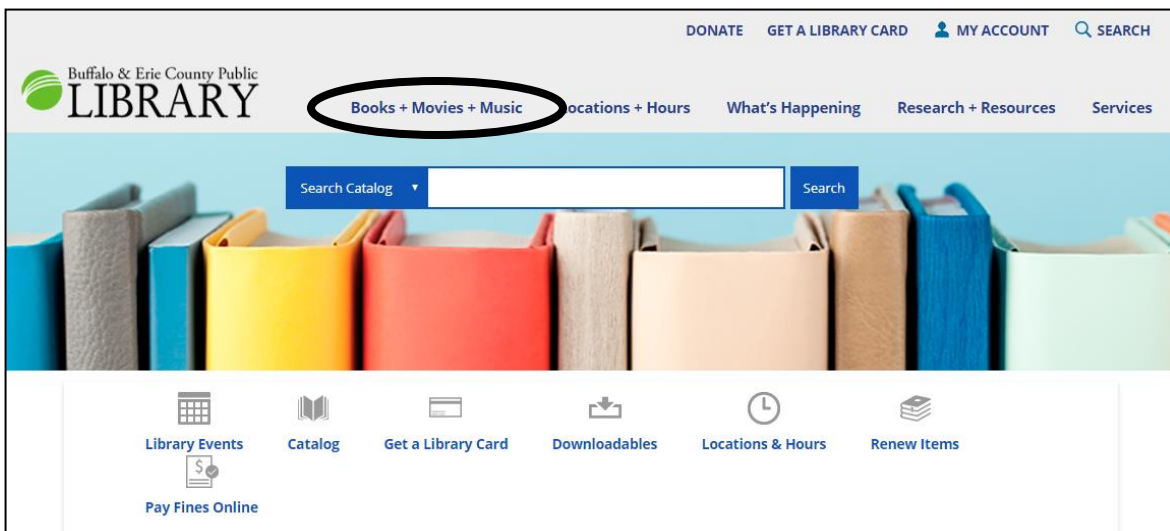
**Freegal** is a free service from the library that allows you to download five songs per week per library account. The file downloads are DRM (Digital Rights Management)-free MP3s and can be played back on your computer or MP3 player. Unlimited music streaming means you can play the entire Freegal catalog for as long as you want! You also have the option of downloading music videos (which count as 2 song downloads) and audiobooks. You can choose from all-time popular artists like Barbra Streisand, Bruce Springsteen, and Prince to today's favorites like Maren Morris, Adele, and Justin Timberlake. These MP3s are yours to keep forever. Start or improve your music library today!

## Getting Started With Freegal

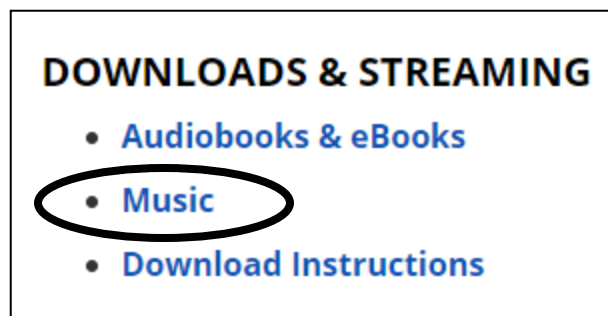
Open your internet browser of choice.

Go to the homepage of the Buffalo & Erie County Library: [www.BuffaloLib.org](http://www.BuffaloLib.org)

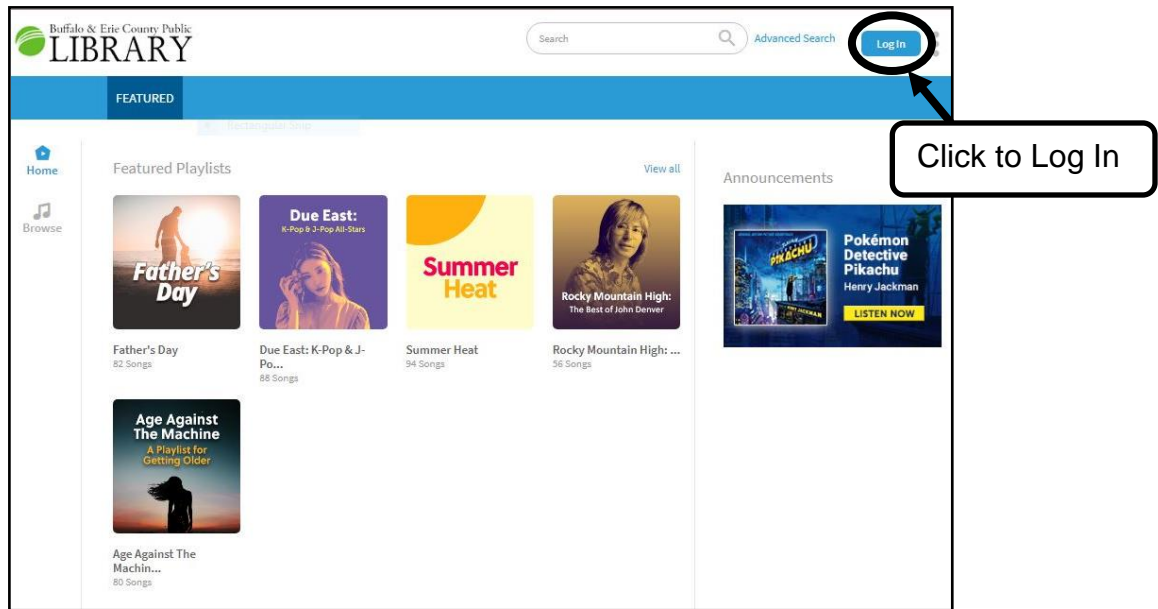
Click on **Books + Movies + Music** in the header of the page.



Scroll down until you reach the **DOWNLOADS & STREAMING** section and click on **Music**.

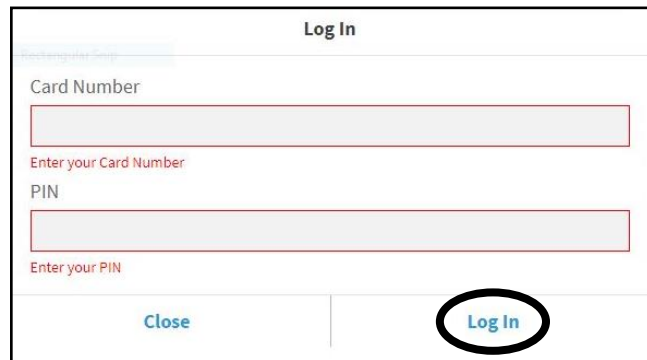


You will then be directed to the Freegal homepage, which looks like this:



Click the **Log In** button on the upper-right corner of the page.

A pop-up will appear:



Enter your Library Card number (on back of card) and 4-digit PIN, then click **Log In**.

If an End User License Agreement appears, accept it.

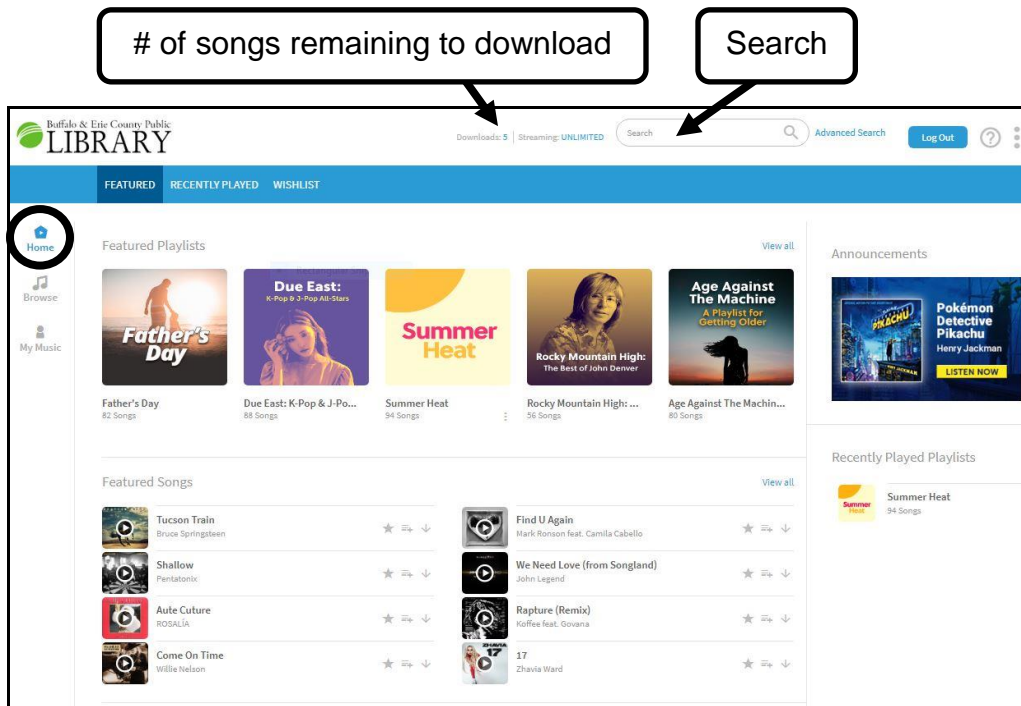
You will now be able to start downloading/streaming!



**TIP:** if you cannot remember your PIN or if you never set one up, go to [buffalolib.org](http://buffalolib.org) on your internet browser. Click on **My Account** in the tabs and underneath where your Library Card Number and PIN should be entered, click on where it says **Forgot my PIN** (this will work even if you have never had a PIN set-up with your account before).

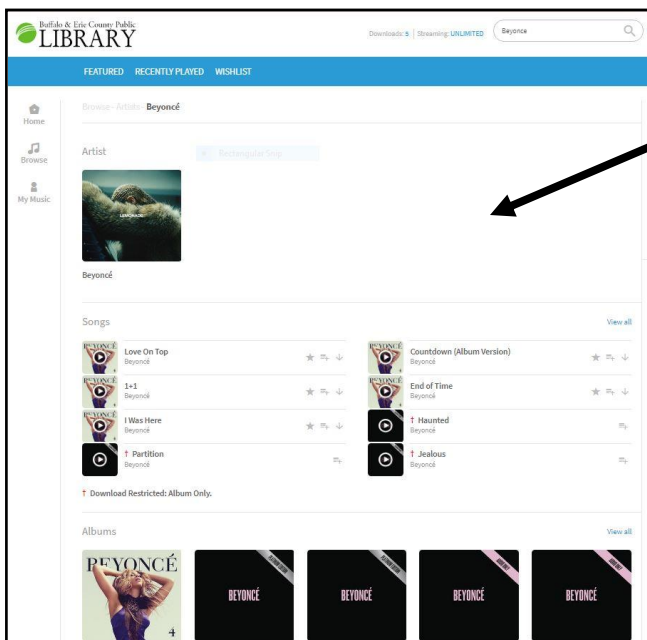


## Browsing/Searching on Freegal



The **Browse** section allows you to see what the Top Playlists, Top Songs, Top Albums and Top Audiobooks of the week are.

Click on **Search** to type in an artist/band, song, album, genre, etc. and then hit your Enter/Return key on your keyboard or click the magnifying glass icon to begin the search.



**Example search:** Type in "Beyoncé" in the Search area

This is what a search result list looks like.

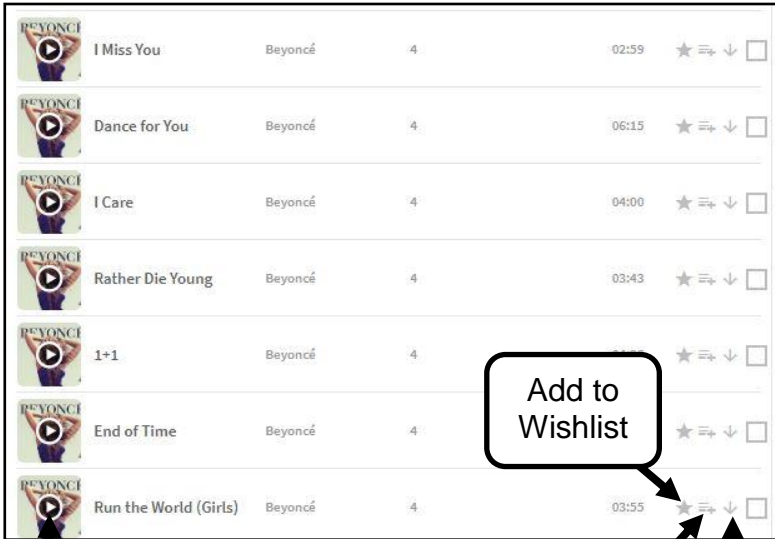
It displays the results starting with Artist/Band, then Songs, Albums, Videos, Playlists, etc.

If you click on an Album, a new page will load displaying the songs on that album.

You can preview a song by clicking on the **play** button icon.

**Add to Wishlist** allows you to keep tracks of songs you wish to download.

**Add to Playlist** refers to the unlimited streaming playlist.



Play button

Add to Playlist

Add to Wishlist

Click down arrow to download the song

Click on the down arrow to download the song, then you can add it your Music library or MP3 player on your computer.


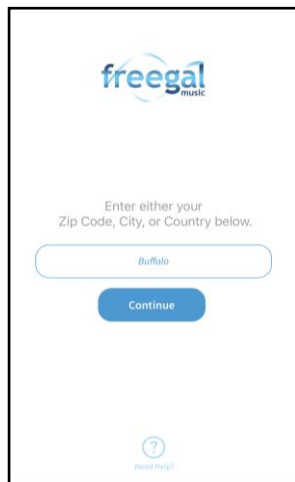
Every Monday at midnight your song count will reset and you will be able to download five more songs. Remember, these MP3 files are yours to keep!

### Freegal App

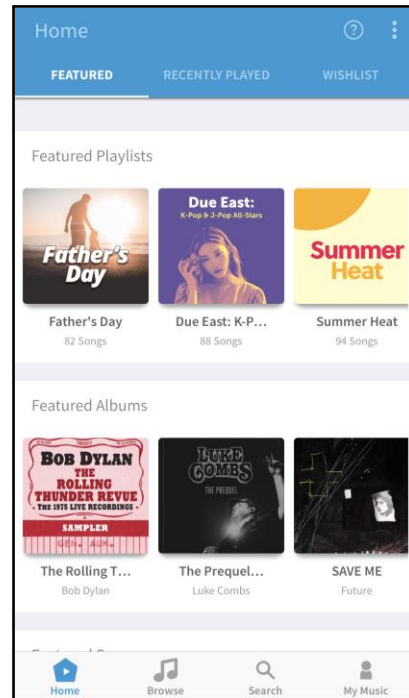

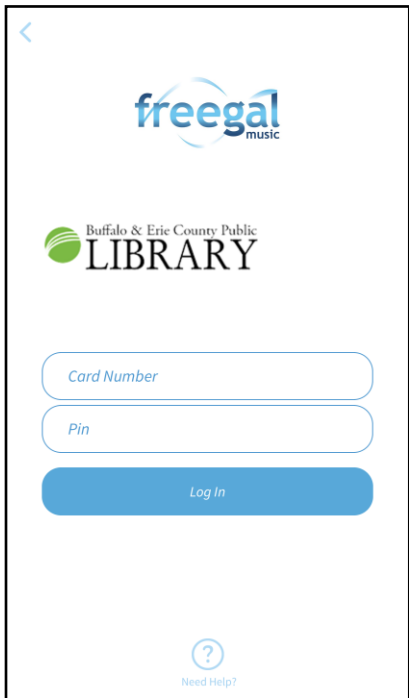


There is a free Freegal App that allows you to download music directly to your mobile device. The app can be found in the Apple App Store, Amazon or in Google Play store.

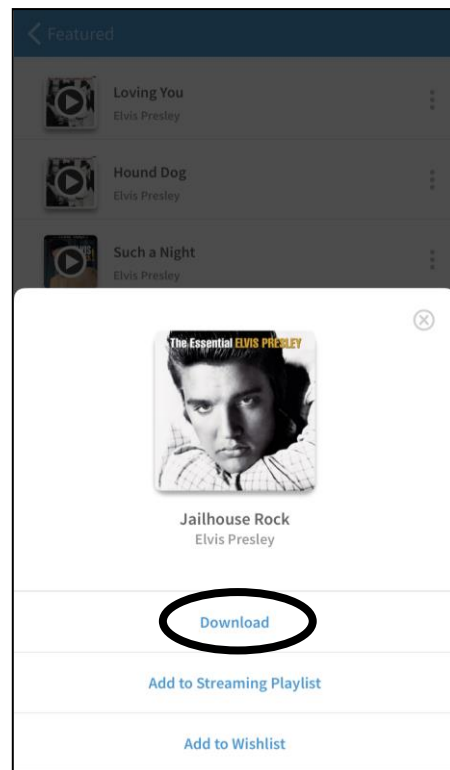

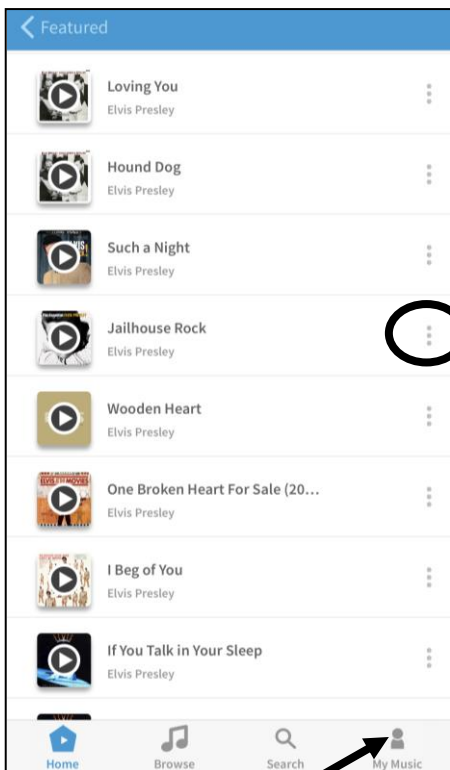
When you first open the app it will ask you where you are located to find the library location that is nearest to you. You may type in your zip code or city, tap **Continue**, then select **Buffalo and Erie County Public Library** from the list.



Enter your library card number & PIN, Log in and you are ready to use the Freegal app!



To download music on the Freegal app – tap on the Vertical Ellipsis icon next to the song name, and then click on **Download** when the screen pops up from the bottom of the page:



Tap on the **My Music** icon to play your downloaded songs!